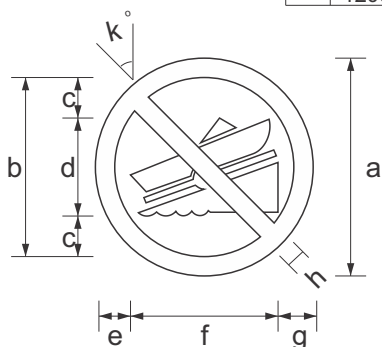
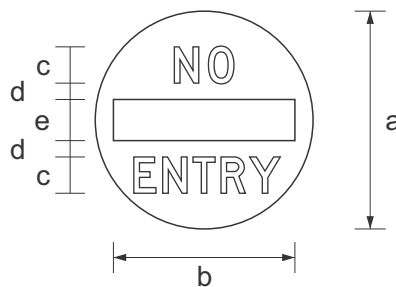


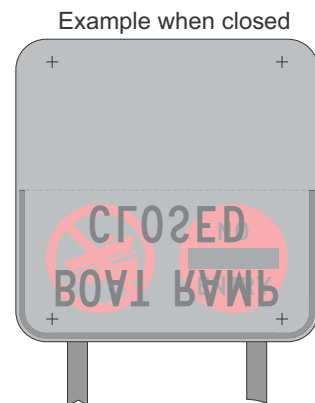
	a	c	d	e	f	g	h	k	m	n	o	p	q	s	r
A	1000	15	45	500	75	20	360	45	50	120C	90	120	100	80	100
B	1200	15	45	600	90	25	430	55	60	140C	115	145	120	100	100



	a	b	c	d	e	f	g	h	k
A	360	296	67	162	52	244	64	32	45
B	430	354	80	194	62	291	77	38	45



	a	b	c	d	e
A	360	300	60DN	27	68
B	430	358	70DN	32	81



#### Notes:

1. This sign is to be installed adjacent to a public boat ramp, that due to environmental conditions, may be required to be closed.
2. The sign is hinged in the middle as shown.
3. A suitable appropriate weather proof hinge to be installed on hinge line.
4. Cut slots in top section flaps and fit corresponding staples in lower section to accommodate appropriate security padlocks. The position of slots may vary to accommodate stiffener rails.

#### Colour Legend

- Retroreflective white
- Retroreflective red
- Black



**Queensland  
Government**

## TEMPORARY SIGN

### "BOAT RAMP CLOSED"

Maritime Safety Queensland

APPROVED AS A MARINE SIGN

Designed  
TV 07/15

Checked  
DW 04/23

Scale  
Not to Scale

by  
General Manager  
Maritime Safety Queensland

03/05/23  
Date

**BI1005**

A